

SPECIFICATIONS FOR HANGKE **YELLOW** LED

杭科Φ5圆形黄色LED产品规格书



Model : HK514UYC

HangZhou HangKe Electronics Co.,LTD.

Http : //www .hkled .com 杭科电子

1. SPECIFICATIONS

(1) Absolute Maximum Ratings

(Ta=25°C)

Item	Symbol	Absolute Maximum Rating	Unit
Forward Current	I _F	30	mA
Pulse Forward Current	I _{FP}	100	mA
Reverse Voltage	V _R	5	V
Power Dissipation	P _D	75	mW
Operating Temperature	T _{opr}	-30 ~ + 85	°C
Storage Temperature	T _{stg}	-40 ~ +100	°C
Soldering Temperature	T _{sld}	265°C for 3sec.	

I_{FP} Conditions : Pulse Width 10msec. and Duty 0.1

(2) Initial Electrical/Optical Characteristics

(I_F=20mA Ta=25°C)

Forward Voltage	Reverse Current
V _F I _F =20[mA]	I _R V _R = 5[V]
Typ. 2 .0 V Max. 2 .5 V	Max. 10 μA

Dominant Wavelength λ _D (nm) Typ.	Peak Wavelength λ _P (nm) Typ.
586	589
590	592
593	596

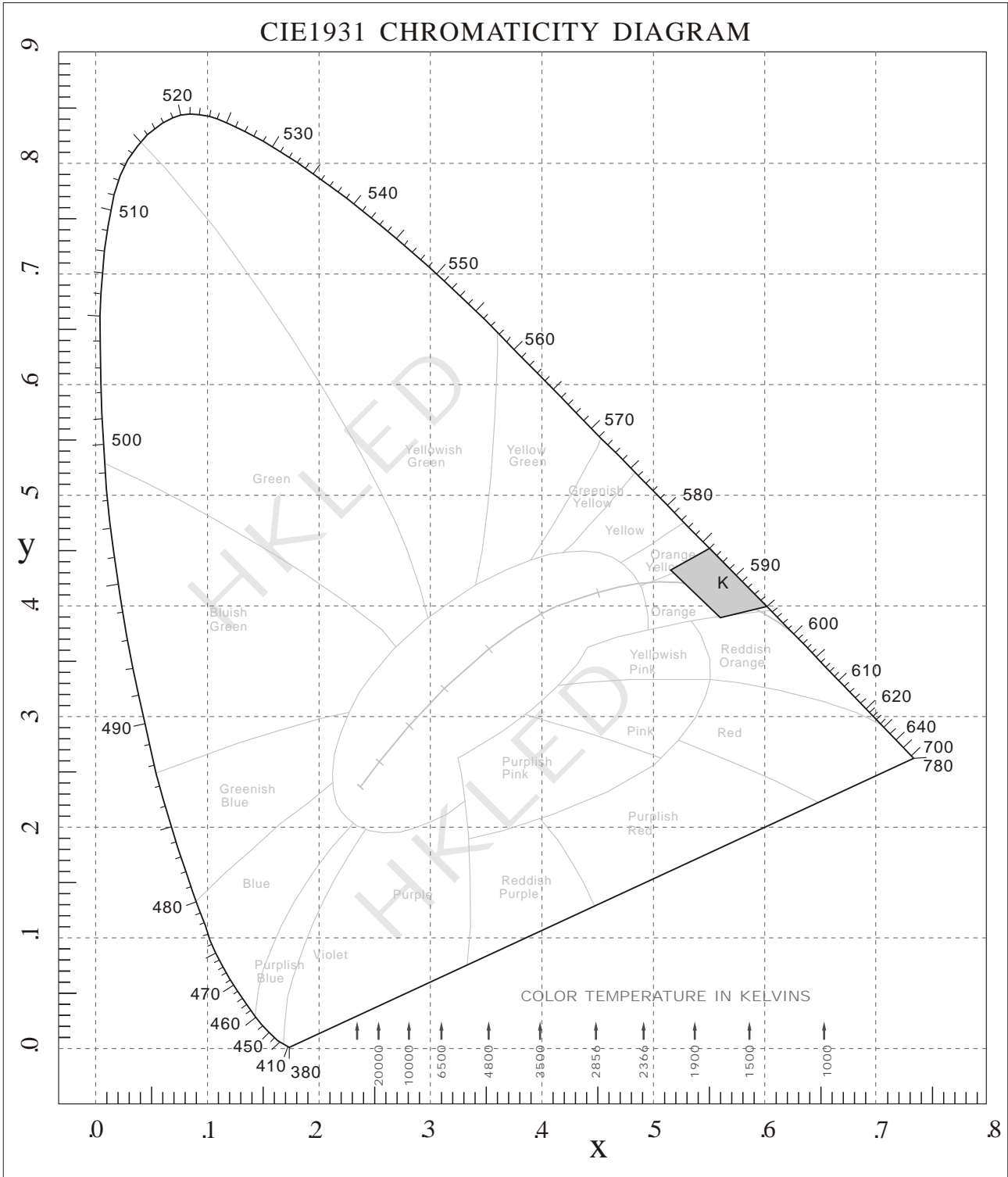
(3) Ranks (I_F=20mA Ta=25°C)

Luminous Intensity Rank		Viewing Angle 20½ (Deg.)							
Rank	I _v (mcd)	15		30	45				
L	430– 600								
M	600– 850								
N	850– 1150								
P	1150– 1600								
Q	1600– 2300								
R	2300– 3200								
S	3200– 4600								
T	4600– 6400								

◆ Color Rank (Yellow)

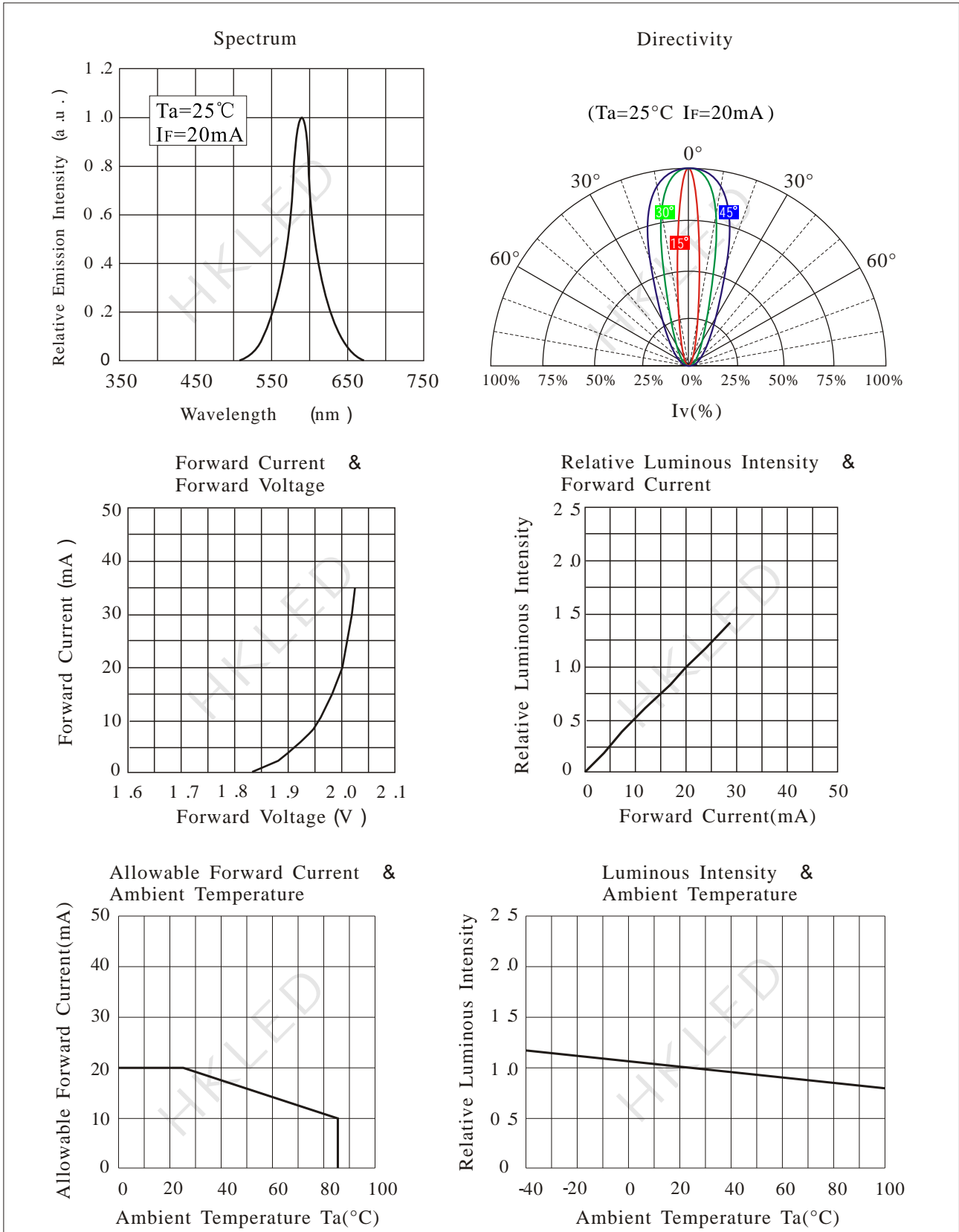
K	x	0.551	0.603	0.560	0.517
	y	0.448	0.396	0.390	0.433

λ_D (586nm~595nm)



Color Coordinates Measurement allowance is ± 0.01

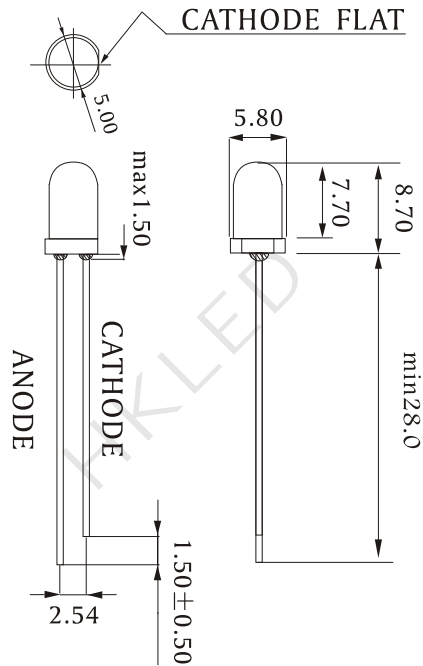
2. TYPICAL INITIAL OPTICAL/ELECTRICAL CHARACTERISTICS





3. OUTLINE DIMENSIONS AND MATERIALS

Package Dimensions



Notes:

1. All dimensions are in millimeters.
2. Tolerance is $\pm 0.25\text{mm}$ unless otherwise noted.
3. Protruded resin under flange is 1.0mm max.
4. Lead spacing is measured where the leads emerge from the package.
5. Specifications are subject to change without notice.

- ◆ Lens Color : Water Clear
- ◆ Emitting Color : Super Bright YELLOW
- ◆ Chip material : AlGaInP
- ◆ Resin(Mold) : Epoxy Resin
- ◆ Leadframe : Ag plating Iron